

## Results Summary

[Export...](#)
[View Detail >>](#)

### Filter Results

To analyze a subset of your data, you can create one or more filters.

[Edit Filter...](#)
**Total:** 1369

**Visible:** 1369

### 1. General Information

#### 1. Name

[View](#) **Total Respondents** 1367  
(skipped this question) 2

#### 2. Age

	Response Percent	Response Total
Under 18	5.6%	77
18-24	25.9%	353
<b>25-34</b>	<b>28.1%</b>	<b>383</b>
35-44	17.6%	240
45-54	12.5%	170
55-64	7.4%	101
65-74	2.6%	35
75-84	0.4%	5
85+	0.1%	1
<b>Total Respondents</b>		<b>1365</b>
(skipped this question)		4

#### 3. Gender

	Response Percent	Response Total
Female	46.7%	629
<b>Male</b>	<b>53.3%</b>	<b>718</b>
<b>Total Respondents</b>		<b>1347</b>
(skipped this question)		22

#### 4. Email address

[View](#) **Total Respondents** 1367  
(skipped this question) 2

#### 5. What is your highest level of educational qualification?

	Response Percent	Response Total
GCSE / O Level	12.1%	162
A Level	21.7%	290
<b>Degree</b>	<b>38.1%</b>	<b>510</b>
Masters	23.3%	312
Doctoral	4.7%	63
<b>Total Respondents</b>		<b>1337</b>
<b>(skipped this question)</b>		<b>32</b>

## 6. Where do you live?

	Response Percent	Response Total
UK	23.8%	324
Other European Union country	17%	232
<b>Outside the European Union</b>	<b>59.1%</b>	<b>805</b>
<b>Total Respondents</b>		<b>1361</b>
<b>(skipped this question)</b>		<b>8</b>

## 7. Do you have a broadband connection at home?

	Response Percent	Response Total
<b>Yes</b>	<b>77.5%</b>	<b>1048</b>
No	22.5%	304
<b>Total Respondents</b>		<b>1352</b>
<b>(skipped this question)</b>		<b>17</b>

## 8. Do you use a mobile phone or a PDA to connect to the Internet?



	Response Percent	Response Total
Yes	32.3%	438
<b>No</b>	<b>67.7%</b>	<b>917</b>
<b>Total Respondents</b>		<b>1355</b>
<b>(skipped this question)</b>		<b>14</b>

## 9. Are you currently studying?

	Response Percent	Response Total
<b>Yes</b>	<b>50.6%</b>	<b>688</b>
No	49.4%	671
<b>Total Respondents</b>		<b>1359</b>
<b>(skipped this question)</b>		<b>10</b>

## 2. General Study






10. Have you ever studied online with the University of Oxford's Department for Continuing Education?

		Response Percent	Response Total
Yes		26%	161
<b>No</b>		<b>74%</b>	<b>459</b>
<b>Total Respondents</b>			<b>620</b>
<b>(skipped this question)</b>			<b>749</b>



11. If so, what is the name of the course you are currently studying?

<a href="#">View</a>	<b>Total Respondents</b>	<b>286</b>
	<b>(skipped this question)</b>	<b>1083</b>




12. What is the level of the course?


		Response Percent	Response Total
Certificate		25.2%	106
Advanced Certificate		8.6%	36
<b>Degree</b>		<b>29.2%</b>	<b>123</b>
Masters		12.6%	53
Phd / DPhil		3.3%	14
<a href="#">View</a>	Other (please specify)	21.1%	89
<b>Total Respondents</b>			<b>421</b>
<b>(skipped this question)</b>			<b>948</b>

13. What type of course is it?

		Response Percent	Response Total
<b>Academic</b>		<b>65.6%</b>	<b>280</b>
Professional Development		21.8%	93
<a href="#">View</a>	Other (please specify)	12.6%	54
<b>Total Respondents</b>			<b>427</b>
<b>(skipped this question)</b>			<b>942</b>

14. What is the rough proportion of face-to-face and online elements in the course?

		Response Percent	Response Total
Entirely face-to-face (i.e. classroom-based)		23.8%	103
<b>Entirely online</b>		<b>56%</b>	<b>242</b>
A mixture of face-to-face and online (i.e. "blended")		15.5%	67

[View](#)Other (please specify) 







4.6% 20

**Total Respondents 432****(skipped this question) 937**



15. At what type of institution are you currently studying?

	Response Percent	Response Total
Community college 	10.3%	58
Further Education college 	13.7%	77
<b>University</b> 	<b>75.9%</b>	<b>426</b>
<b>Total Respondents</b>		<b>561</b>
<b>(skipped this question)</b>		<b>808</b>






16. Which of these online tool, that may be provided by your educational institution, do you regularly use?

	Response Percent	Response Total
<b>Institutional email</b> 	<b>53%</b>	<b>301</b>
Virtual learning environment (Blackboard, Moodle, WebLearn etc.) 	41.5%	236
Library catalogue 	44%	250
Journals catalogue 	31.5%	179
Specialist database 	23.9%	136
None 	15.3%	87
<b>Total Respondents</b>		<b>568</b>
<b>(skipped this question)</b>		<b>801</b>

17. Is your study full time or part time?



	Response Percent	Response Total
Full time 	39.9%	237
<b>Part time</b> 	<b>60.1%</b>	<b>357</b>
<b>Total Respondents</b>		<b>594</b>
<b>(skipped this question)</b>		<b>775</b>

18. How much time do you spend online for study in any single week.



	Response Percent	Response Total
Less than 1 hour 	7.5%	44
<b>Between 1 and 5 hours</b> 	<b>30.7%</b>	<b>180</b>
Between 5 and 10 hours 	27.6%	162
Between 10 and 20 hours 	26.5%	155
More than 20 hours 	7.7%	45
<b>Total Respondents</b>		<b>586</b>

(skipped this question) 783



19. Does your study involve online collaboration? (groupwork online)

	Response Percent	Response Total
Yes 	50.7%	298
No 	49.3%	290
<b>Total Respondents</b>		<b>588</b>
(skipped this question)		781

20. If you do collaborate online is it only by email?












	Response Percent	Response Total
Yes 	49.7%	244
No 	50.3%	247
<b>Total Respondents</b>		<b>491</b>
(skipped this question)		878

21. Are you currently in full-time or part-time work?

	Response Percent	Response Total
Yes 	56.7%	335
No 	43.3%	256
<b>Total Respondents</b>		<b>591</b>
(skipped this question)		778

### 3. Occupation / Profession

22. Occupation / Profession



	Response Percent	Response Total
Building/engineering 	3%	28
Full time carer 	1.7%	16
Accounting 	5.1%	48
Banking/insurance 	3.2%	30
Legal 	2.9%	27
Teaching 	14.3%	134
Secretarial 	3%	28
Reception	0.6%	6
Data entry/admin 	1.7%	16
Sales jobs 	2.6%	24
Recruitment/HR jobs 	1.3%	12
Marketing 	2.5%	23

Media	3%	28
Design/fashion	0.4%	4
Computing/IT	7.3%	68
Mechanic/industrial	0.6%	6
Retail jobs	1%	9
Health/beauty	0.4%	4
Sports/healthclub	0.2%	2
Farm/garden/landscape	0.5%	5
Travel/overseas	0.7%	7
Student/graduate	6.5%	61
Training	1.2%	11
Voluntary	1.1%	10
Nanny/babysitting	0.2%	2
Homecare	0.7%	7
Healthcare	3.4%	32
Social work	1.3%	12
Nursing	0.9%	8
Dental	0.3%	3
Bar jobs	0%	0
Chef/kitchen	0.1%	1
Waiter/restaurant	0.4%	4
Hotel jobs	0.6%	6
Handymen	0%	0
Cleaning	0.2%	2
Driving/warehouse	0.1%	1
Security jobs	0.6%	6
Research	2.2%	21
Currently Unemployed	2.8%	26
<a href="#">View</a> Other (please specify)	21.2%	199
<b>Total Respondents</b>		<b>937</b>
<b>(skipped this question)</b>		<b>432</b>



23. Do you frequently use computers in your work?

	Response Percent	Response Total
Yes	85.2%	841
No	7%	69
Occasionally	7.8%	77
<b>Total Respondents</b>		<b>987</b>
<b>(skipped this question)</b>		<b>383</b>



24. Do you have a web connection at work that is always on?

	Response Percent	Response Total
Yes 	76.1%	747
No 	23.9%	234
<b>Total Respondents</b>		<b>981</b>
<b>(skipped this question)</b>		<b>389</b>






25. Is your work full-time or part-time

	Response Percent	Response Total
Full time 	68.7%	653
Part time 	31.3%	297
<b>Total Respondents</b>		<b>950</b>
<b>(skipped this question)</b>		<b>420</b>

26. Does your work involve working with others online?

	Response Percent	Response Total
Yes 	51.6%	494
No 	48.4%	463
<b>Total Respondents</b>		<b>957</b>
<b>(skipped this question)</b>		<b>413</b>

27. How much time do you spend online for work in any single week?

	Response Percent	Response Total
Less than 1 hour 	11.6%	111
Between 1 and 5 hours 	24.1%	231
Between 5 and 10 hours 	22.4%	215
Between 10 and 20 hours 	17.2%	165
<b>More than 20 hours</b> 	<b>24.7%</b>	<b>237</b>
<b>Total Respondents</b>		<b>959</b>
<b>(skipped this question)</b>		<b>411</b>

#### 4. Online tools

28. Have you used any of the following 'social bookmarking' tools?



	For work	For study	Socially / for fun	Never used it	Never heard of it	Respondent Total
del.icio.us	2% (20)	5% (59)	4% (42)	20% (223)	<b>73% (803)</b>	<b>1103</b>
StumbleUpon	2% (20)	3% (36)	3% (32)	19% (201)	<b>76% (810)</b>	<b>1064</b>

**Total Respondents** 1111  
**(skipped this question)** 258

29. Do you use any other 'social bookmarking' tools. If so, what are they called?

[View](#) **Total Respondents** 290  
**(skipped this question)** 1079

30. Do you contribute or do you just view what others have contributed in these tools?

	Response Percent	Response Total
Contribute 	9.4%	98
View 	12.3%	128
Never use 	78.4%	818
<b>Total Respondents</b>		<b>1044</b>
<b>(skipped this question)</b>		<b>325</b>

31. Have you used any of the following 'calandering' tools?

	For work	For study	Socially / for fun	Never used it	Never heard of it	Respondent Total
iCal	3% (26)	3% (25)	3% (25)	41% (334)	55% (450)	820
Google Calendar	14% (133)	17% (161)	16% (159)	49% (474)	16% (151)	968
Yahoo! Calendar	11% (100)	13% (117)	19% (176)	51% (471)	16% (150)	930
Outlook Calendar	38% (365)	15% (147)	13% (130)	37% (356)	14% (135)	971
<b>Total Respondents</b>						<b>1117</b>
<b>(skipped this question)</b>						<b>252</b>

32. Do you use any other 'online calendaring' tools. If so, what are they called?

[View](#) **Total Respondents** 259  
**(skipped this question)** 1110

33. Have you used any of the following 'image sharing' tools?




	For work	For study	Socially / for fun	Never used it	Never heard of it	Respondent Total
Flickr	3% (32)	3% (32)	12% (126)	30% (318)	56% (581)	1044
Slide	6% (59)	5% (51)	7% (71)	29% (309)	58% (614)	1050
Zoto	1% (8)	1% (11)	2% (21)	31% (312)	66% (658)	996
<b>Total Respondents</b>						<b>1095</b>
<b>(skipped this question)</b>						<b>274</b>

34. Do you use any other 'image sharing' tools? If so, what are they called?

[View](#) **Total Respondents** 295  
**(skipped this question)** 1074



35. Do you contribute or do you just view what others have contributed in these tools?

		Response Percent	Response Total
Contribute		14.9%	150
View		22.3%	225
Never use		62.9%	635
<b>Total Respondents</b>			<b>1010</b>
<b>(skipped this question)</b>			<b>359</b>




36. Have you used any of the following 'collaborative authoring' tools?

	For work	For study	Socially / for fun	Never used it	Never heard of it	Respondent Total
Wikis	6% (52)	11% (100)	8% (69)	35% (313)	48% (429)	903
Wikipedia	29% (310)	52% (556)	36% (389)	13% (144)	12% (126)	1076
Writely	2% (17)	3% (29)	3% (26)	29% (255)	66% (591)	890
Rallypoint	1% (9)	1% (13)	1% (11)	29% (249)	69% (604)	871
<b>Total Respondents</b>						<b>1102</b>
<b>(skipped this question)</b>						<b>267</b>

37. Do you use any other 'collaborative authoring' tools? If so, what are they called?

<a href="#">View</a>	Total Respondents	223
<b>(skipped this question)</b>		<b>1146</b>

38. Do you contribute or do you just view what others have contributed in these tools?

		Response Percent	Response Total
Contribute		14%	146
View		54.8%	570
Never use		31.2%	325
<b>Total Respondents</b>			<b>1041</b>
<b>(skipped this question)</b>			<b>328</b>




39. Have you used any of the following 'video sharing' tools?

	For work	For study	Socially / for fun	Never used it	Never heard of it	Respondent Total
youTube	5% (58)	7% (76)	39% (419)	34% (364)	23% (250)	1073
Dailymotion	1% (11)	2% (21)	4% (39)	34% (333)	61% (590)	971
<b>Total Respondents</b>						<b>1086</b>
<b>(skipped this question)</b>						<b>283</b>

40. Do you use any other 'Video Sharing' tools? If so, what are they called?

[View](#) Total Respondents 237  
(skipped this question) 1132

41. Do you contribute or do you just view what others have contributed in these tools?

	Response Percent	Response Total
Contribute 	8.1%	81
View 	41.2%	414
Never use 	50.7%	509
<b>Total Respondents</b>		<b>1004</b>
<b>(skipped this question)</b>		<b>365</b>




42. Have you used any of the following 'social networking' tools?

	For work	For study	Socially / for fun	Never used it	Never heard of it	Respondent Total
MySpace	5% (50)	5% (52)	25% (269)	<b>45% (482)</b>	26% (277)	<b>1078</b>
FaceBook	2% (19)	3% (31)	8% (86)	41% (417)	<b>48% (489)</b>	<b>1012</b>
<b>Total Respondents</b>						<b>1088</b>
<b>(skipped this question)</b>						<b>281</b>

43. Do you use any other 'social networking' tools? If so, what are they called?

[View](#) Total Respondents 254  
(skipped this question) 1115

44. Do you contribute or do you just view what others have contributed in these tools?

	Response Percent	Response Total
Contribute 	17.9%	176
View 	22.7%	223
Never use 	59.5%	585
<b>Total Respondents</b>		<b>984</b>
<b>(skipped this question)</b>		<b>385</b>

45. Have you used any of the following 'blogs' or blog tools ?




	For work	For study	Socially / for fun	No	Never heard of them / it	Respondent Total
Do you write your own blog	5% (51)	7% (70)	19% (198)	<b>63% (673)</b>	12% (127)	<b>1063</b>
Do you read other peoples blogs'	9% (92)	15% (164)	<b>46% (496)</b>	34% (361)	11% (118)	<b>1068</b>
Do you read blogs run by institutions / companies	13% (132)	18% (184)	18% (185)	<b>49% (514)</b>	13% (131)	<b>1045</b>
Do you use Technorati	2% (18)	2% (23)	3% (32)	47% (484)	<b>49% (502)</b>	<b>1032</b>
Do you use Bloglines	2% (18)	4% (36)	4% (39)	<b>51% (517)</b>	43% (442)	<b>1023</b>
<b>Total Respondents</b>						<b>1091</b>

(skipped this question) 278

46. Do you use any other 'blogs' or blogging tools? If so, what are they called?

[View](#) Total Respondents 242  
 (skipped this question) 1127

47. Do you contribute or do you just view what others have contributed in these tools?

	Response Percent	Response Total
Contribute 	20%	197
View 	39.1%	386
Never use 	40.9%	403
<b>Total Respondents</b>		<b>986</b>
(skipped this question)		383




48. Have you used any of the following 'file sharing' tools ?

	For work	For study	Socially / for fun	Never used it	Never heard of it	Respondent Total
Napster	2% (23)	3% (30)	15% (158)	<b>54% (564)</b>	28% (290)	<b>1039</b>
Kazaa	3% (29)	3% (36)	19% (200)	<b>41% (421)</b>	38% (398)	<b>1038</b>
Grokster	1% (6)	2% (18)	2% (22)	40% (402)	<b>57% (568)</b>	<b>1000</b>
Limewire	3% (34)	4% (43)	17% (173)	36% (367)	<b>45% (467)</b>	<b>1029</b>
<b>Total Respondents</b>						<b>1079</b>
(skipped this question)						290

49. Do you use any other 'file sharing' tools? If so, what are they called?

[View](#) Total Respondents 251  
 (skipped this question) 1118

50. Do you share files or do you just download what others have contributed to these tools?

	Response Percent	Response Total
Share files 	17.1%	169
Download 	27.1%	268
Never use 	55.8%	552
<b>Total Respondents</b>		<b>989</b>
(skipped this question)		380

51. Have you used any of the following 'communication' tools ?

	For work	For study	Socially / for fun	Never used it	Never heard of it	Respondent Total
Skype	15% (149)	9% (91)	35% (348)	<b>36% (363)</b>	22% (225)	<b>1004</b>

Ventrilo	1% (9)	1% (11)	2% (20)	37% (336)	<b>60% (548)</b>	<b>909</b>
MSN Messenger	22% (235)	18% (188)	<b>57% (600)</b>	27% (289)	4% (40)	<b>1053</b>
Google Talk	9% (88)	10% (96)	23% (229)	<b>51% (496)</b>	19% (190)	<b>982</b>
RSS feeds	8% (71)	5% (51)	9% (83)	<b>43% (402)</b>	42% (392)	<b>930</b>
Discussion forums	16% (159)	29% (278)	31% (303)	<b>32% (311)</b>	16% (159)	<b>971</b>
<b>Total Respondents</b>						<b>1098</b>
<b>(skipped this question)</b>						<b>271</b>

52. Do you use any other online 'communication' tools? If so, what are they called?

[View](#) **Total Respondents** **303**  
**(skipped this question)** **1066**



53. Have you used any of the following 'social games / spaces'?

	<b>For Work</b>	<b>For Study</b>	<b>Socially / For fun</b>	<b>Never used it</b>	<b>Never heard of it</b>	<b>Respondent Total</b>
World of Warcraft	1% (13)	1% (6)	9% (90)	<b>46% (472)</b>	45% (459)	<b>1025</b>
Second Life	1% (8)	1% (14)	5% (48)	46% (470)	<b>49% (496)</b>	<b>1015</b>
There	1% (6)	1% (5)	1% (12)	41% (413)	<b>58% (576)</b>	<b>998</b>
EverQuest	1% (6)	1% (12)	4% (40)	45% (457)	<b>51% (509)</b>	<b>1007</b>
Eve	1% (8)	0% (4)	2% (18)	42% (414)	<b>57% (565)</b>	<b>995</b>
Chess	2% (20)	3% (34)	24% (252)	<b>39% (408)</b>	35% (371)	<b>1049</b>
Half Life	1% (12)	1% (14)	7% (74)	43% (437)	<b>49% (492)</b>	<b>1010</b>
<b>Total Respondents</b>						<b>1077</b>
<b>(skipped this question)</b>						<b>292</b>

54. Do you use any other 'social games / spaces'? If so, what are they called?

[View](#) **Total Respondents** **253**  
**(skipped this question)** **1116**

55. We may contact a small number of respondents to see if they would be willing to participate in a follow-up interview. Would you be happy to be contacted by email.

		<b>Response Percent</b>	<b>Response Total</b>
Yes		<b>87.8%</b>	<b>960</b>
No		12.2%	133
<b>Total Respondents</b>			<b>1093</b>
<b>(skipped this question)</b>			<b>276</b>

56. If you have any other comments...

[View](#) **Total Respondents** **276**  
**(skipped this question)** **1093**